



# LARGE CAPACITANCE ALUMINUM ELECTROLYTIC CAPACITORS long life screw terminals ,105°C

## LXA Series

- Rated voltage range up to 525V<sub>dc</sub>
- Endurance with ripple current : 5,000 hours at 105°C (2,000 hours for 500V<sub>dc</sub> & 525V<sub>dc</sub>)
- RoHS2 Compliant

LXA

Long life  
KMH



### SPECIFICATIONS

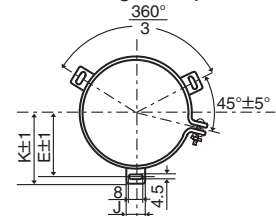
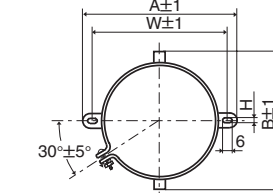
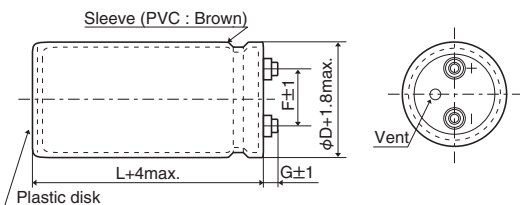
Items	Characteristics	
Category	-40 to +105°C (10 to 100V <sub>dc</sub> ) -25 to +105°C (160 to 525V <sub>dc</sub> )	
Temperature Range		
Rated Voltage Range	10 to 525V <sub>dc</sub>	
Capacitance Tolerance	-10 to +50% (T) (10 to 250V <sub>dc</sub> ) ±20% (M) (350 to 525V <sub>dc</sub> )	(at 20°C, 120Hz)
Leakage Current	I=0.02CV or 5mA, whichever is smaller. Where, I : Max. leakage current (μA), C : Nominal capacitance (μF), V : Rated voltage (V) (at 20°C after 5 minutes)	
Dissipation Factor (tan δ)	See STANDARD RATINGS (10 to 250V <sub>dc</sub> ) 0.20max. (350 to 525V <sub>dc</sub> ) (at 20°C, 120Hz)	
Low Temperature Characteristics	Capacitance change C(-40°C)/C(+20°C) ≥ 0.6(10 to 100V <sub>dc</sub> ) C(-25°C)/C(+20°C) ≥ 0.7(160 to 250V <sub>dc</sub> ) C(-25°C)/C(+20°C) ≥ 0.65(350 to 525V <sub>dc</sub> ) (at 120Hz)	
Insulation Resistance	When measured between the terminals that are connected to each other and to the mounting clamp on the insulating sleeve covering the case by using an insulation resistance meter of 500V <sub>dc</sub> , the insulation resistance shall not be less than 100MΩ.	
Insulation Withstanding Voltage	When a voltage of 2,000V <sub>ac</sub> is applied for 1 minute between the terminals that are connected to each other and to the mounting clamp on the insulating sleeve covering the case, there shall not be electrical damage.	
Endurance	The following specifications shall be satisfied when the capacitors are restored to 20°C after subjected to DC voltage with the rated ripple current is applied (the peak voltage shall not exceed the rated voltage) for 5,000 hours (2,000 hours for 500 & 525V <sub>dc</sub> products) at 105°C.	
	Capacitance change	≤ ±20% of the initial value
	D.F. (tan δ)	≤ 200% of the initial specified value
	Leakage current	≤ The initial specified value
Shelf Life	The following specifications shall be satisfied when the capacitors are restored to 20°C after exposing them for 1,000 hours at 105°C without voltage applied. Before the measurement, the capacitor shall be preconditioned by applying voltage according to Item 4.1 of JIS C 5101-4.	
	Rated voltage	10 to 250V <sub>dc</sub> 350 to 525V <sub>dc</sub>
	Capacitance change	≤ ±15% of the initial value ≤ ±20% of the initial value
	D.F. (tan δ)	≤ 150% of the initial specified value ≤ 200% of the initial specified value
	Leakage current	≤ The initial specified value ≤ The initial specified value

### DIMENSIONS (Screw-Mount) [mm]

Terminal Code : LG

Mounting Clamp Code : B

Mounting Clamp Code : C



φD	G	
	10 to 250V <sub>dc</sub>	350 to 525V <sub>dc</sub>
φ63.5	6	6
φ76.2	5	6
φ89	5	4

φD	A	B	W	H	F
35	58	44	48	3.5	12.7
50	78	64	68	4.5	22.4
63.5	90	76	80	4.5	28.0
76.2	104.5	90	93.5	4.5	31.5

φD	E	K	J	F
50	32.5	37.0	14.0	22.4
63.5	38.1	43.5	14.0	28.0
76.2	44.5	50.0	14.0	31.5
89	50.8	56.5	16.0	31.5

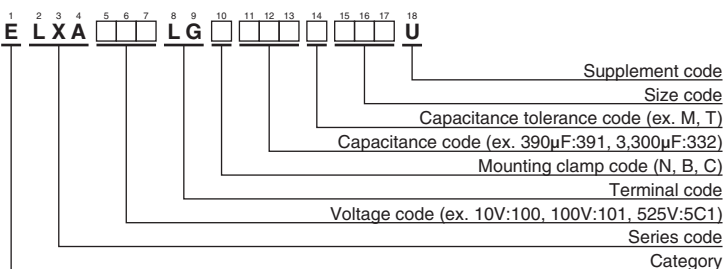
<Screw specifications>

Plus hexagon-headed screw : M5×0.8×10

Maximum screw tightening torque : 3.23Nm

\* The screw and the mounting clamp are separately supplied and not attached to the product.

### PART NUMBERING SYSTEM



Please refer to "Product code guide (screw-mount terminal type)"



◆ **STANDARD RATINGS**

WV (V <sub>dc</sub> )	Cap (μF)	Case size φD×L(mm)	tan δ	Rated ripple current (Arms/105°C, 120Hz)	Part No.	WV (V <sub>dc</sub> )	Cap (μF)	Case size φD×L(mm)	tan δ	Rated ripple current (Arms/105°C, 120Hz)	Part No.	
10	27,000	35 × 80	0.45	4.30	ELXA100LGB273TA80U	50	10,000	35 × 80	0.25	3.70	ELXA500LGB103TA80U	
	33,000	35 × 80	0.45	4.70	ELXA100LGB333TA80U		12,000	35 × 100	0.25	4.40	ELXA500LGB123TAA0U	
	39,000	35 × 80	0.45	5.30	ELXA100LGB393TA80U		15,000	35 × 120	0.30	4.70	ELXA500LGB153TAC0U	
	47,000	35 × 100	0.45	6.10	ELXA100LGB473TAA0U		18,000	50 × 80	0.35	4.80	ELXA500LGC183TC80U	
	56,000	35 × 100	0.50	6.20	ELXA100LGB563TAA0U		22,000	50 × 100	0.35	5.90	ELXA500LGC223TCA0U	
	68,000	35 × 120	0.60	6.80	ELXA100LGB683TAC0U		27,000	50 × 120	0.35	7.00	ELXA500LGC273TCC0U	
	82,000	50 × 80	0.60	7.80	ELXA100LGC823TC80U		33,000	63.5 × 100	0.40	7.60	ELXA500LGC333TDA0U	
	100,000	50 × 100	0.70	8.50	ELXA100LGC104TCA0U		39,000	63.5 × 120	0.40	8.90	ELXA500LGC393TDC0U	
	120,000	50 × 100	0.70	9.50	ELXA100LGC124TCA0U		47,000	63.5 × 120	0.40	9.80	ELXA500LGC473TDC0U	
	150,000	63.5 × 100	0.80	11.0	ELXA100LGC154TDA0U		56,000	76.2 × 120	0.40	11.9	ELXA500LGC563TEC0U	
	180,000	63.5 × 100	0.80	12.1	ELXA100LGC184TDA0U		68,000	76.2 × 140	0.45	13.1	ELXA500LGC683TE0U	
	220,000	76.2 × 100	1.00	13.2	ELXA100LGC224TEA0U		82,000	89 × 140	0.50	14.8	ELXA500LGC823TFE0U	
	270,000	76.2 × 120	1.20	14.4	ELXA100LGC274TEC0U		63	2,700	35 × 50	0.15	1.90	ELXA630LGB272TA50U
	330,000	76.2 × 140	1.20	17.0	ELXA100LGC334TEE0U			3,300	35 × 50	0.15	2.10	ELXA630LGB332TA50U
390,000	89 × 140	1.40	18.6	ELXA100LGC394TFE0U	3,900	35 × 80		0.20	2.70	ELXA630LGB392TA80U		
16	15,000	35 × 50	0.45	2.90	ELXA160LGB153TA50U	4,700		35 × 80	0.20	2.90	ELXA630LGB472TA80U	
	18,000	35 × 80	0.45	3.50	ELXA160LGB183TA80U	5,600		35 × 80	0.20	3.20	ELXA630LGB562TA80U	
	22,000	35 × 80	0.45	3.90	ELXA160LGB223TA80U	6,800		35 × 80	0.20	3.50	ELXA630LGB682TA80U	
	27,000	35 × 80	0.45	4.30	ELXA160LGB273TA80U	8,200		35 × 100	0.20	4.20	ELXA630LGB822TAA0U	
	33,000	35 × 100	0.50	4.80	ELXA160LGB333TAA0U	10,000		35 × 120	0.25	4.30	ELXA630LGB103TAC0U	
	39,000	35 × 100	0.50	5.30	ELXA160LGB393TAA0U	12,000		50 × 80	0.25	4.80	ELXA630LGC123TC80U	
	47,000	35 × 120	0.50	6.20	ELXA160LGB473TAC0U	15,000		50 × 100	0.25	5.90	ELXA630LGC153TCA0U	
	56,000	50 × 80	0.60	6.30	ELXA160LGC563TC80U	18,000		50 × 120	0.25	6.30	ELXA630LGC183TCC0U	
	68,000	50 × 100	0.60	7.60	ELXA160LGC683TCA0U	22,000		50 × 120	0.30	6.70	ELXA630LGC223TCC0U	
	82,000	50 × 120	0.70	8.30	ELXA160LGC823TCC0U	27,000		63.5 × 120	0.30	8.80	ELXA630LGC273TDC0U	
	100,000	50 × 120	0.70	9.20	ELXA160LGC104TCC0U	33,000		76.2 × 100	0.30	10.0	ELXA630LGC333TEA0U	
	120,000	63.5 × 100	0.80	9.90	ELXA160LGC124TDA0U	39,000	76.2 × 120	0.35	10.7	ELXA630LGC393TCC0U		
	150,000	76.2 × 100	0.80	12.3	ELXA160LGC154TEA0U	47,000	76.2 × 140	0.35	12.5	ELXA630LGC473TEE0U		
	180,000	76.2 × 120	0.80	14.5	ELXA160LGC184TEC0U	56,000	89 × 140	0.40	13.8	ELXA630LGC563TFE0U		
220,000	76.2 × 140	1.00	15.2	ELXA160LGC224TEE0U	80	2,200	35 × 50	0.15	1.90	ELXA800LGB222TA50U		
270,000	89 × 140	1.20	16.8	ELXA160LGC274TFE0U		2,700	35 × 80	0.15	2.20	ELXA800LGB272TA80U		
25	12,000	35 × 80	0.35	3.30		ELXA250LGB123TA80U	3,300	35 × 80	0.15	2.50	ELXA800LGB332TA80U	
	15,000	35 × 80	0.35	3.70		ELXA250LGB153TA80U	3,900	35 × 80	0.15	2.90	ELXA800LGB392TA80U	
	18,000	35 × 80	0.35	4.00		ELXA250LGB183TA80U	4,700	35 × 100	0.15	3.10	ELXA800LGB472TAA0U	
	22,000	35 × 80	0.35	4.50		ELXA250LGB223TA80U	5,600	35 × 100	0.15	3.50	ELXA800LGB562TAA0U	
	27,000	35 × 100	0.40	5.00		ELXA250LGB273TAA0U	6,800	35 × 120	0.20	4.10	ELXA800LGB682TAC0U	
	33,000	35 × 120	0.40	5.90		ELXA250LGB333TAC0U	8,200	50 × 80	0.20	4.80	ELXA800LGC822TC80U	
	39,000	50 × 80	0.40	6.50		ELXA250LGC393TC80U	10,000	50 × 100	0.20	5.60	ELXA800LGC103TCA0U	
	47,000	50 × 100	0.40	7.90		ELXA250LGC473TCA0U	12,000	50 × 100	0.20	6.10	ELXA800LGC123TCA0U	
	56,000	50 × 120	0.40	8.80		ELXA250LGC563TCC0U	15,000	50 × 120	0.20	7.40	ELXA800LGC153TCC0U	
	68,000	50 × 120	0.50	9.10		ELXA250LGC683TCC0U	18,000	63.5 × 120	0.25	8.00	ELXA800LGC183TDC0U	
	82,000	63.5 × 100	0.50	10.6		ELXA250LGC823TDA0U	22,000	76.2 × 100	0.25	9.10	ELXA800LGC223TEA0U	
	100,000	63.5 × 120	0.60	11.4		ELXA250LGC104TDC0U	27,000	76.2 × 120	0.30	9.70	ELXA800LGC273TEC0U	
	120,000	76.2 × 100	0.60	12.8	ELXA250LGC124TEA0U	33,000	76.2 × 140	0.30	11.5	ELXA800LGC333TEE0U		
	150,000	76.2 × 120	0.75	13.7	ELXA250LGC154TEC0U	39,000	89 × 140	0.35	12.5	ELXA800LGC393TFE0U		
180,000	76.2 × 140	0.75	16.1	ELXA250LGC184TEE0U	100	1,200	35 × 50	0.15	1.40	ELXA101LGB122TA50U		
220,000	89 × 140	1.00	16.6	ELXA250LGC224TFE0U		1,500	35 × 80	0.15	1.60	ELXA101LGB152TA80U		
35	8,200	35 × 80	0.30	3.00		ELXA350LGB822TA80U	1,800	35 × 80	0.15	1.80	ELXA101LGB182TA80U	
	10,000	35 × 80	0.30	3.30		ELXA350LGB103TA80U	2,200	35 × 80	0.15	2.00	ELXA101LGB222TA80U	
	12,000	35 × 80	0.30	3.60		ELXA350LGB123TA80U	2,700	35 × 80	0.15	2.40	ELXA101LGB272TA80U	
	15,000	35 × 80	0.30	4.10		ELXA350LGB153TA80U	3,300	35 × 100	0.15	2.80	ELXA101LGB332TAA0U	
	18,000	35 × 100	0.30	4.80		ELXA350LGB183TAA0U	3,900	35 × 120	0.15	3.10	ELXA101LGB392TAC0U	
	22,000	35 × 120	0.35	5.20		ELXA350LGB223TAC0U	4,700	50 × 80	0.15	3.60	ELXA101LGC472TC80U	
	27,000	50 × 80	0.40	5.90		ELXA350LGC273TC80U	5,600	50 × 100	0.15	4.30	ELXA101LGC562TCA0U	
	33,000	50 × 100	0.40	6.60		ELXA350LGC333TCA0U	6,800	50 × 120	0.15	5.00	ELXA101LGC682TCC0U	
	39,000	50 × 120	0.40	7.80		ELXA350LGC393TCC0U	8,200	50 × 120	0.15	5.50	ELXA101LGC822TCC0U	
	47,000	50 × 120	0.45	8.00		ELXA350LGC473TCC0U	10,000	63.5 × 100	0.15	6.40	ELXA101LGC103TDA0U	
	56,000	63.5 × 100	0.45	9.20		ELXA350LGC563TDA0U	12,000	63.5 × 120	0.20	6.60	ELXA101LGC123TDC0U	
	68,000	63.5 × 120	0.45	11.0		ELXA350LGC683TDC0U	15,000	76.2 × 100	0.20	7.50	ELXA101LGC153TEA0U	
	82,000	76.2 × 120	0.50	12.7	ELXA350LGC823TEC0U	18,000	76.2 × 120	0.25	8.00	ELXA101LGC183TCC0U		
	100,000	76.2 × 140	0.60	13.5	ELXA350LGC104TEE0U	22,000	76.2 × 140	0.25	9.40	ELXA101LGC223TEE0U		
120,000	89 × 140	0.60	16.1	ELXA350LGC124TFE0U	27,000	89 × 140	0.30	10.4	ELXA101LGC273TFE0U			
50	3,900	35 × 50	0.20	2.00	ELXA500LGB392TA50U	160	680	35 × 50	0.15	1.10	ELXA161LGB681TA50U	
	4,700	35 × 50	0.25	2.20	ELXA500LGB472TA50U		820	35 × 80	0.15	1.20	ELXA161LGB821TA80U	
	5,600	35 × 80	0.25	2.80	ELXA500LGB562TA80U		1,000	35 × 80	0.15	1.30	ELXA161LGB102TA80U	
	6,800	35 × 80	0.25	3.00	ELXA500LGB682TA80U		1,200	35 × 80	0.15	1.50	ELXA161LGB122TA80U	
	8,200	35 × 80	0.25	3.30	ELXA500LGB822TA80U		1,500	35 × 80	0.15	1.70	ELXA161LGB152TA80U	

Product specifications in this catalog are subject to change without notice. Request our product specifications before purchase and/or use. Please use our products based on the information contained in this catalog and product specifications.

◆STANDARD RATINGS

WV (V <sub>dc</sub> )	Cap (μF)	Case size φD×L(mm)	tan δ	Rated ripple current (Arms/105°C, 120Hz)	Part No.	WV (V <sub>dc</sub> )	Cap (μF)	Case size φD×L(mm)	tan δ	Rated ripple current (Arms/105°C, 120Hz)	Part No.
160	1,800	35 × 100	0.15	2.00	ELXA161LGB182TAA0U	400	680	50 × 60	0.20	3.00	ELXA401LGC681MC60U
	2,200	35 × 120	0.15	2.30	ELXA161LGB222TAC0U		1,200	50 × 85	0.20	4.70	ELXA401LGC122MC85U
	2,700	35 × 120	0.15	2.70	ELXA161LGB272TAC0U		1,800	50 × 105	0.20	6.30	ELXA401LGC182MCA5U
	3,300	50 × 100	0.15	3.30	ELXA161LGC332TCA0U		2,200	50 × 125	0.20	7.50	ELXA401LGC222MCC5U
	3,900	50 × 120	0.15	3.80	ELXA161LGC392TCC0U		2,200	63.5 × 85	0.20	7.30	ELXA401LGC222MD85U
	4,700	50 × 120	0.15	4.20	ELXA161LGC472TCC0U		2,700	50 × 145	0.20	8.90	ELXA401LGC272MCE5U
	5,600	50 × 120	0.15	4.70	ELXA161LGC562TCC0U		2,700	63.5 × 105	0.20	8.80	ELXA401LGC272MDA5U
	6,800	63.5 × 120	0.15	5.70	ELXA161LGC682TDC0U		3,300	63.5 × 125	0.20	10.5	ELXA401LGC332MDC5U
	8,200	76.2 × 100	0.20	6.40	ELXA161LGC822TEA0U		3,300	76.2 × 85	0.20	9.90	ELXA401LGC332ME85U
	10,000	76.2 × 120	0.20	6.60	ELXA161LGC103TEC0U		4,700	63.5 × 145	0.20	13.4	ELXA401LGC472MDE5U
	12,000	76.2 × 140	0.20	7.80	ELXA161LGC123TEE0U		4,700	76.2 × 125	0.20	13.9	ELXA401LGC472MCE5U
15,000	89 × 140	0.20	9.50	ELXA161LGC153TFE0U	6,800	76.2 × 145	0.20	17.9	ELXA401LGC682MEE5U		
200	470	35 × 50	0.15	0.90	ELXA201LGB471TA50U	6,800	89 × 125	0.20	17.2	ELXA401LGC682MFC5U	
	560	35 × 80	0.15	1.00	ELXA201LGB561TA80U	8,200	76.2 × 190	0.20	20.8	ELXA401LGC822MEK0U	
	680	35 × 80	0.15	1.10	ELXA201LGB681TA80U	8,200	89 × 145	0.20	20.1	ELXA401LGC822MFE5U	
	820	35 × 80	0.15	1.30	ELXA201LGB821TA80U	12,000	89 × 190	0.20	27.4	ELXA401LGC123MFK0U	
	1,000	35 × 100	0.15	1.50	ELXA201LGB102TAA0U	18,000	89 × 270	0.20	39.4	ELXA401LGC183MFT0U	
	1,200	35 × 120	0.15	1.70	ELXA201LGB122TAC0U	450	560	50 × 60	0.20	2.60	ELXA451LGC561MC60U
	1,500	35 × 120	0.15	1.90	ELXA201LGB152TAC0U		1,000	50 × 85	0.20	4.00	ELXA451LGC102MC85U
	1,800	50 × 80	0.15	2.20	ELXA201LGC182TC80U		1,200	50 × 105	0.20	4.80	ELXA451LGC122MCA5U
	2,200	50 × 100	0.15	2.70	ELXA201LGC222TCA0U		1,800	50 × 125	0.20	6.40	ELXA451LGC182MCC5U
	2,700	50 × 120	0.15	3.20	ELXA201LGC272TCC0U		1,800	63.5 × 85	0.20	6.20	ELXA451LGC182MD85U
	3,300	50 × 120	0.15	3.50	ELXA201LGC332TCC0U		2,200	50 × 145	0.20	7.60	ELXA451LGC222MCE5U
3,900	63.5 × 100	0.15	4.00	ELXA201LGC392TDA0U	2,200		63.5 × 105	0.20	7.50	ELXA451LGC222MDA5U	
4,700	63.5 × 120	0.15	4.70	ELXA201LGC472TDC0U	2,700		63.5 × 125	0.20	8.90	ELXA451LGC272MDC5U	
5,600	76.2 × 100	0.15	5.30	ELXA201LGC562TEA0U	2,700		76.2 × 85	0.20	8.40	ELXA451LGC272ME85U	
6,800	76.2 × 120	0.15	6.30	ELXA201LGC682TEC0U	3,300		63.5 × 145	0.20	10.6	ELXA451LGC332MDE5U	
8,200	76.2 × 140	0.20	6.40	ELXA201LGC822TEE0U	3,300		76.2 × 105	0.20	10.2	ELXA451LGC332MEA5U	
10,000	89 × 140	0.20	7.70	ELXA201LGC103TFE0U	3,900	76.2 × 125	0.20	11.9	ELXA451LGC392MEC5U		
250	330	35 × 50	0.15	0.70	ELXA251LGB331TA50U	4,700	76.2 × 145	0.20	14.0	ELXA451LGC472MEE5U	
	390	35 × 80	0.15	0.80	ELXA251LGB391TA80U	5,600	89 × 125	0.20	14.2	ELXA451LGC562MFC5U	
	470	35 × 80	0.15	0.90	ELXA251LGB471TA80U	6,800	76.2 × 190	0.20	17.3	ELXA451LGC682MEK0U	
	560	35 × 80	0.15	1.00	ELXA251LGB561TA80U	6,800	89 × 145	0.20	16.7	ELXA451LGC682MFE5U	
	680	35 × 100	0.15	1.20	ELXA251LGB681TAA0U	10,000	89 × 190	0.20	22.8	ELXA451LGC103MFK0U	
	820	35 × 100	0.15	1.40	ELXA251LGB821TAA0U	15,000	89 × 270	0.20	32.8	ELXA451LGC153MFT0U	
	1,000	35 × 120	0.15	1.60	ELXA251LGB102TAC0U	500	470	50 × 60	0.20	2.40	ELXA501LGC471MC60U
	1,200	50 × 80	0.15	1.80	ELXA251LGC122TC80U		820	50 × 85	0.20	3.60	ELXA501LGC821MC85U
	1,500	50 × 100	0.15	2.20	ELXA251LGC152TCA0U		1,000	50 × 105	0.20	4.40	ELXA501LGC102MCA5U
	1,800	50 × 120	0.15	2.60	ELXA251LGC182TCC0U		1,200	50 × 125	0.20	5.20	ELXA501LGC122MCC5U
	2,200	50 × 120	0.15	2.80	ELXA251LGC222TCC0U		1,200	63.5 × 85	0.20	5.00	ELXA501LGC122MD85U
2,700	63.5 × 100	0.15	3.30	ELXA251LGC272TDA0U	1,500		50 × 145	0.20	6.30	ELXA501LGC152MCE5U	
3,300	63.5 × 120	0.15	4.00	ELXA251LGC332TDC0U	1,800		63.5 × 105	0.20	6.80	ELXA501LGC182MDA5U	
3,900	76.2 × 100	0.15	4.40	ELXA251LGC392TEC0U	2,700		63.5 × 145	0.20	9.60	ELXA501LGC272MDE5U	
4,700	76.2 × 120	0.15	5.20	ELXA251LGC472TEC0U	2,700		76.2 × 105	0.20	9.20	ELXA501LGC272MEA5U	
5,600	76.2 × 140	0.15	6.10	ELXA251LGC562TEE0U	3,900		76.2 × 145	0.20	12.7	ELXA501LGC392MEE5U	
6,800	89 × 140	0.15	7.40	ELXA251LGC682TFE0U	3,900		89 × 125	0.20	11.9	ELXA501LGC392MFC5U	
350	820	50 × 60	0.20	3.30	ELXA351LGC821MC60U	6,800	89 × 190	0.20	18.8	ELXA501LGC682MFK0U	
	1,500	50 × 85	0.20	5.20	ELXA351LGC152MC85U	10,000	89 × 270	0.20	26.8	ELXA501LGC103MFT0U	
	2,200	50 × 105	0.20	7.00	ELXA351LGC222MCA5U	525	390	50 × 60	0.20	2.20	ELXA5C1LGC391MC60U
	2,700	50 × 125	0.20	8.40	ELXA351LGC272MCC5U		680	50 × 85	0.20	3.30	ELXA5C1LGC681MC85U
	2,700	63.5 × 85	0.20	8.10	ELXA351LGC272MD85U		1,000	50 × 125	0.20	4.80	ELXA5C1LGC102MCC5U
	3,300	50 × 145	0.20	9.90	ELXA351LGC332MCE5U		1,500	63.5 × 105	0.20	6.20	ELXA5C1LGC152MDA5U
	3,300	63.5 × 105	0.20	9.80	ELXA351LGC332MDA5U		1,800	63.5 × 125	0.20	7.30	ELXA5C1LGC182MDC5U
	3,900	63.5 × 125	0.20	11.5	ELXA351LGC392MDC5U		2,200	63.5 × 145	0.20	8.60	ELXA5C1LGC222MDE5U
	3,900	76.2 × 85	0.20	10.8	ELXA351LGC392ME85U		2,200	76.2 × 105	0.20	8.30	ELXA5C1LGC222MEA5U
	5,600	63.5 × 145	0.20	14.7	ELXA351LGC562MDE5U		2,700	76.2 × 125	0.20	9.90	ELXA5C1LGC272MEC5U
	6,800	76.2 × 125	0.20	16.8	ELXA351LGC682MEC5U		3,300	76.2 × 145	0.20	11.7	ELXA5C1LGC332MEE5U
8,200	76.2 × 145	0.20	19.6	ELXA351LGC822MEE5U	4,700		76.2 × 190	0.20	14.4	ELXA5C1LGC472MEK0U	
8,200	89 × 125	0.20	18.9	ELXA351LGC822MFC5U	4,700		89 × 145	0.20	13.9	ELXA5C1LGC472MFE5U	
10,000	76.2 × 190	0.20	23.0	ELXA351LGC103MEK0U	5,600	89 × 190	0.20	17.1	ELXA5C1LGC562MFK0U		
10,000	89 × 145	0.20	22.2	ELXA351LGC103MFE5U							
15,000	89 × 190	0.20	30.6	ELXA351LGC153MFK0U							
22,000	89 × 270	0.20	43.5	ELXA351LGC223MFT0U							



## LXA Series

### ◆ RATED RIPPLE CURRENT MULTIPLIERS

#### ● Frequency Multipliers

Frequency (Hz)	50	120	300	1k	3k	10k	50k
10 to 50V <sub>dc</sub>	0.95	1.00	1.03	1.05	—	1.09	1.12
63 to 80V <sub>dc</sub>	0.90	1.00	1.06	1.10	—	1.18	1.22
100 to 250V <sub>dc</sub>	0.80	1.00	1.12	1.22	—	1.30	1.33
350 to 525V <sub>dc</sub>	0.80	1.00	1.20	1.50	1.60	—	—

The deterioration of aluminum electrolytic capacitors accelerates their life due to the internal heating produced by ripple current. For details, refer to Section "5-3 Ripple Current Effect on Lifetime" in the catalog, Technical Note.

Also, for the LXA series capacitors (350 to 525V<sub>dc</sub> products), using them at operating voltage can extend their lifetime. For details, please contact a representative of Nippon Chemi-con.



- Always read "Notes on Use" before using the product in order to enable you to use the product correctly and prevent any faults and accidents from occurring.
- Request the Product Specification on the product of NIPPON CHEMI-CON CORPORATION to refer to it as well as this brochure prior to the order of the products. Some specific notes on use of the ordered product may be described in the specifications.
- The products listed in this catalog are designed and manufactured for general electronics equipment use and are not intended for use in applications that can adversely affect human life; where the malfunction of equipment may cause damage to life or property. In addition, our products are not intended to be used in specific applications that may cause a major social impact. Please consult with us in advance of usage of our products in the following listed applications. ① Aerospace equipment ② Power generation equipment such as thermal power, nuclear power etc. ③ Medical equipment ④ Transport equipment (automobiles, trains, ships, etc.) ⑤ Transportation control equipment ⑥ Disaster prevention / crime prevention equipment ⑦ Highly publicized information processing equipment ⑧ Submarine equipment ⑨ Other applications that are not considered general-purpose applications.
- The circuits described as examples in this catalog and the "delivery specifications" are featured in order to show the operations and usage of our products, however, this fact does not guarantee that the circuits are available to function in your equipment systems. We are not in any case responsible for any failures or damage caused by the use of information contained herein. You should examine our products, of which the characteristics are described in the "delivery specifications" and other documents, and determine whether or not our products suit your requirements according to the specifications of your equipment systems. Therefore, you bear final responsibility regarding the use of our products.  
Please make sure that you take appropriate safety measures such as use of redundant design and malfunction prevention measures in order to prevent fatal accidents and/or fires in the event any of our products malfunction.
- We strongly recommend our customers to purchase Nippon Chemi-Con products only through our official sales channels. We assume no responsibility for any defects or damages caused by using products purchased from outside our official sales channel or of counterfeit goods. In addition, we will ask the customer to pay the investigation cost for products purchased outside our official sales channel.
- We reserve the right to discontinue production and delivery of products. We do not guarantee that all the products included in this catalog will be available in the future.  
The aforementioned does not apply in the case of individual agreements deviating from the foregoing for customer-specific products
- We continually strive to improve the quality and reliability of our products, but in any case that our product does not meet our published specifications, please stop using it promptly and contact us immediately. As for compensation for non-conforming goods delivered by Chemi-Con, we will limit it only to goods found in non-compliance of our published specifications. This may be accomplished by a no cost replacement of non-conforming individual products, a credit of the piece price paid per each individual non-conforming product, or in other ways deemed necessary.  
In addition, we have an established system with enhanced traceability, therefore we will limit the applicable lot items for any potential compensation.

[Part Numbering System](#)

[Part Numbering System \(Appendix\)](#)

[Standardization](#)

[Available Items by Manufacturing Locations](#)

[Environmental Measures](#)

[Technical Note](#)

[Precautions and Guidelines](#)

[Recommended Soldering Conditions](#)

[Taping, Lead-preforming and Packaging](#)

[Available Terminals for Snap-in and Screw Mount Type](#)