

KLA Series

- Endurance with ripple current : 3,000 hours at 105°C
- High ripple current capability in a commercial frequency range
- High ripple current for inverter control like air conditioner
- Rated voltage range : 180 to 250V_{dc}, Capacitance range : 600 to 2,000μF
- Non solvent resistant type
- RoHS2 Compliant

KLA

Higher temperature
RLA

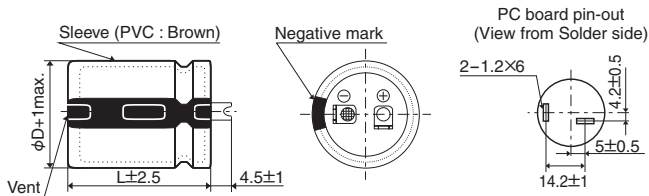


SPECIFICATIONS

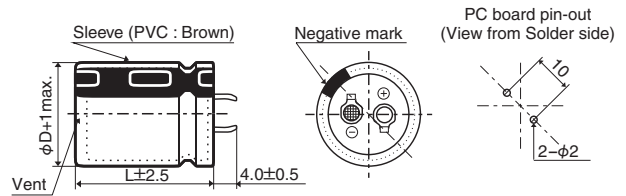
Items	Characteristics	
Category Temperature Range	-40 to +105°C	
Rated Voltage Range	180 to 250V	
Capacitance Tolerance	± 10% (K) (at 20°C, 120Hz)	
Leakage Current	I ≤ 3√CV Where, I : Max. leakage current (μA), C : Nominal capacitance (μF), V : Rated voltage (V) (at 20°C after 5 minutes)	
Dissipation Factor (tan δ)	Rated voltage (V _{dc})	180 to 250V
	tan δ (Max.)	0.15 (at 20°C, 120Hz)
Low Temperature Characteristics (Max. Impedance Ratio)	Rated voltage (V _{dc})	180 to 250V
	Z(-40°C)/Z(+20°C)	4 (at 120Hz)
Endurance	The following specifications shall be satisfied when the capacitors are restored to 20°C after subjected to DC voltage with the rated ripple current is applied (the peak voltage shall not exceed the rated voltage) for 3,000 hours at 105°C.	
	Capacitance change	≤ ±20% of the initial value
	D. F. (tan δ)	≤ 200% of the initial specified value
	Leakage current	≤ The initial specified value
Shelf Life	The following specifications shall be satisfied when the capacitors are restored to 20°C after exposing them for 1,000 hours at 105°C without voltage applied. Before the measurement, the capacitor shall be preconditioned by applying voltage according to Item 4.1 of JIS C 5101-4.	
	Capacitance change	≤ ± 15% of the initial value
	D. F. (tan δ)	≤ 150% of the initial specified value
	Leakage current	≤ The initial specified value

DIMENSIONS [mm]

Terminal Code : LI (φ30, φ35) : Standard

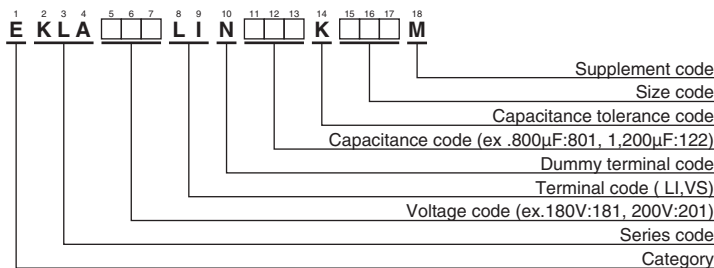


Terminal Code : VS (φ30, φ35)



The standard design has no plastic disc.

PART NUMBERING SYSTEM



Please refer to "Product code guide (snap-in type)"

◆STANDARD RATINGS

WV (V _{dc})	Cap (μF)	Case size φD×L(mm)	tan δ	Rated ripple current (mA _{rms} /105°C, 120Hz)	Part No.	WV (V _{dc})	Cap (μF)	Case size φD×L(mm)	tan δ	Rated ripple current (mA _{rms} /105°C, 120Hz)	Part No.
180	900	30 × 35	0.15	3.76	EKLA181LIN901KR35M	210	1,400	30 × 54	0.15	5.09	EKLA211LIN142KR54M
	1,100	30 × 39	0.15	4.17	EKLA181LIN112KR39M		1,500	35 × 45	0.15	5.01	EKLA211LIN152KA45M
	1,300	30 × 45	0.15	4.55	EKLA181LIN132KR45M		1,700	35 × 51	0.15	5.50	EKLA211LIN172KA51M
	1,500	30 × 51	0.15	4.89	EKLA181LIN152KR51M		1,900	35 × 54	0.15	5.99	EKLA211LIN192KA54M
	1,500	35 × 39	0.15	4.64	EKLA181LIN152KA39M	220	700	30 × 35	0.15	3.44	EKLA221LIN701KR35M
	1,700	30 × 54	0.15	5.35	EKLA181LIN172KR54M		900	30 × 39	0.15	3.91	EKLA221LIN901KR39M
	1,800	35 × 45	0.15	5.14	EKLA181LIN182KA45M		1,000	30 × 45	0.15	4.18	EKLA221LIN102KR45M
	2,000	35 × 51	0.15	5.51	EKLA181LIN202KA51M		1,000	35 × 35	0.15	3.93	EKLA221LIN102KA35M
200	800	30 × 35	0.15	3.54	EKLA201LIN801KR35M		1,200	30 × 51	0.15	4.58	EKLA221LIN122KR51M
	1,000	30 × 39	0.15	4.04	EKLA201LIN102KR39M		1,200	35 × 39	0.15	4.39	EKLA221LIN122KA39M
	1,100	30 × 45	0.15	4.25	EKLA201LIN112KR45M		1,300	30 × 54	0.15	4.91	EKLA221LIN132KR54M
	1,100	35 × 35	0.15	3.97	EKLA201LIN112KA35M		1,400	35 × 45	0.15	4.81	EKLA221LIN142KA45M
	1,300	30 × 51	0.15	4.62	EKLA201LIN132KR51M	1,600	35 × 51	0.15	5.25	EKLA221LIN162KA51M	
	1,400	35 × 39	0.15	4.56	EKLA201LIN142KA39M	1,900	35 × 54	0.15	5.88	EKLA221LIN192KA54M	
	1,500	30 × 54	0.15	5.13	EKLA201LIN152KR54M	250	600	30 × 35	0.15	3.25	EKLA251LIN601KR35M
	1,600	35 × 45	0.15	4.95	EKLA201LIN162KA45M		700	30 × 39	0.15	3.51	EKLA251LIN701KR39M
1,800	35 × 51	0.15	5.35	EKLA201LIN182KA51M	900		30 × 45	0.15	4.04	EKLA251LIN901KR45M	
2,000	35 × 54	0.15	5.84	EKLA201LIN202KA54M	900		35 × 35	0.15	3.81	EKLA251LIN901KA35M	
210	700	30 × 35	0.15	3.38	EKLA211LIN701KR35M		1,000	30 × 51	0.15	4.29	EKLA251LIN102KR51M
	900	30 × 39	0.15	3.92	EKLA211LIN901KR39M		1,000	35 × 39	0.15	4.10	EKLA251LIN102KA39M
	1,000	35 × 35	0.15	3.89	EKLA211LIN102KA35M		1,100	30 × 54	0.15	4.60	EKLA251LIN112KR54M
	1,100	30 × 45	0.15	4.35	EKLA211LIN112KR45M		1,200	35 × 45	0.15	4.58	EKLA251LIN122KA45M
	1,200	30 × 51	0.15	4.60	EKLA211LIN122KR51M	1,400	35 × 51	0.15	5.04	EKLA251LIN142KA51M	
	1,300	35 × 39	0.15	4.56	EKLA211LIN132KA39M	1,600	35 × 54	0.15	5.54	EKLA251LIN162KA54M	

◆RATED RIPPLE CURRENT MULTIPLIERS

●Frequency Multipliers

Frequency(Hz)	50	120	300	1k	10k	50k
180 to 250V _{dc}	0.70	1.00	1.17	1.32	1.45	1.50

The endurance of capacitors is reduced with internal heating produced by ripple current at the rate of halving the lifetime with every 5°C rise. When long life performance is required in actual use, the rms ripple current has to be reduced.