

# HXA Series

- High reliability and high voltage are realized by hybrid electrolyte
- Endurance with ripple current : 4,000 hours at 125°C
- For high temperature and high reliability applications.  
(Automotive equipment, Base station equipment, etc.)
- RoHS2 Compliant
- Halogen Free
- AEC-Q200 compliant : Please contact Chemi-Con for more details, test data, information.

HXA

Higher temperature  
HXB

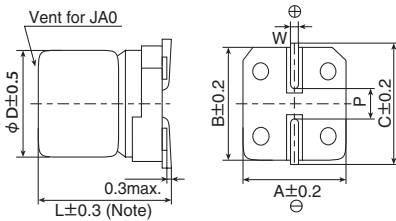


## SPECIFICATIONS

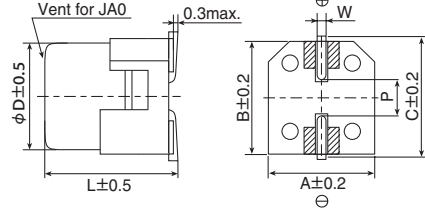
Items	Characteristics	
Category	-55 to +125°C	
Temperature Range	-55 to +125°C	
Rated Voltage Range	16 to 80V <sub>dc</sub>	
Capacitance Tolerance	±20% (M) (at 20°C, 120Hz)	
Leakage Current	I=0.01CV Where, I : Max. leakage current (μA), C: Nominal capacitance(μF), V : Rated voltage(V) (at 20°C after 2 minutes)	
Dissipation Factor (tan δ)	Rated voltage(V <sub>dc</sub> )	16V 25V 35V 50V 63V 80V
	tan δ (Max.)	0.16 0.14 0.12 0.10 0.08 0.08 (at 20°C, 120Hz)
Low Temperature Characteristics (Max. Impedance Ratio)	Z(-25°C)/Z(+20°C) ≤ 1.5 Z(-55°C)/Z(+20°C) ≤ 2.0 (at 100kHz)	
Endurance	The following specifications shall be satisfied when the capacitors are restored to 20°C after subjected to DC voltage with the rated ripple current is applied (the peak voltage shall not exceed the rated voltage) for 4,000 hours at 125°C.	
	Capacitance change	≤ ±30% of the initial value
	D.F. (tan δ)	≤ 200% of the initial specified value
	ESR	≤ 200% of the initial specified value
	Leakage current	≤ The initial specified value
Shelf Life	The following specifications shall be satisfied when the capacitors are restored to 20°C after exposing them for 1,000 hours at 125°C without voltage applied. Before the measurement, the capacitor shall be preconditioned by applying voltage according to item 4.1 of JIS C 5101-4.	
	Capacitance change	≤ ±30% of the initial value
	D.F. (tan δ)	≤ 200% of the initial specified value
	ESR	≤ 200% of the initial specified value
	Leakage current	≤ The initial specified value

## DIMENSIONS [mm]

- Terminal Code : A
- Size code : F61 to JA0
- Terminal Code : G(Vibration resistant structure)
- Size code : HA0 and JA0



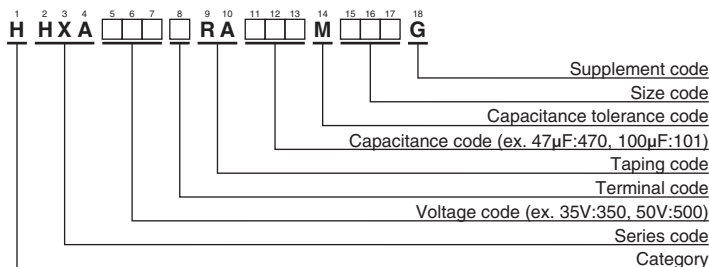
Note : L±0.5 for HA0 and JA0



▨ : Dummy terminals

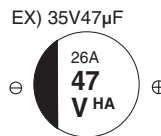
Size Code	φD	L	A	B	C	W	P
F61	6.3	5.8	6.6	6.6	7.2	0.5 to 0.8	1.9
F80	6.3	7.7	6.6	6.6	7.2	0.5 to 0.8	1.9
HA0	8	10.0	8.3	8.3	9.0	0.7 to 1.1	3.1
JA0	10	10.0	10.3	10.3	11.0	0.7 to 1.1	4.5

## PART NUMBERING SYSTEM



Please refer to "Product code guide (conductive polymer hybrid type)"

## MARKING



## Rated voltage symbol

Rated voltage (V <sub>dc</sub> )	Symbol
16	C
25	E
35	V
50	H
63	J
80	K

**HXA**Series

**◆STANDARD RATINGS**

WV (V <sub>dc</sub> )	Cap (μF)	Size code	ESR (mΩ max./20°C, 100kHz)	Rated ripple current (mA <sub>rms</sub> /125°C, 100kHz)	Part No.
16	82	F61	45	950	HHXA160ARA820MF61G
	150	F80	27	1,450	HHXA160ARA151MF80G
	270	HA0	22	1,700	HHXA160□RA271MHA0G
	470	JA0	18	2,100	HHXA160□RA471MJA0G
25	47	F61	50	900	HHXA250ARA470MF61G
	56	F61	50	900	HHXA250ARA560MF61G
	68	F80	30	1,400	HHXA250ARA680MF80G
	100	F80	30	1,400	HHXA250ARA101MF80G
	150	HA0	27	1,600	HHXA250□RA151MHA0G
	220	HA0	27	1,600	HHXA250□RA221MHA0G
	270	JA0	20	2,000	HHXA250□RA271MJA0G
	330	JA0	20	2,000	HHXA250□RA331MJA0G
35	27	F61	60	900	HHXA350ARA270MF61G
	47	F61	60	900	HHXA350ARA470MF61G
	47	F80	35	1,400	HHXA350ARA470MF80G
	68	F80	35	1,400	HHXA350ARA680MF80G
	100	HA0	27	1,600	HHXA350□RA101MHA0G
	150	HA0	27	1,600	HHXA350□RA151MHA0G
	150	JA0	20	2,000	HHXA350□RA151MJA0G
	270	JA0	20	2,000	HHXA350□RA271MJA0G
50	10	F61	80	750	HHXA500ARA100MF61G
	15	F80	40	1,100	HHXA500ARA150MF80G
	22	F61	80	750	HHXA500ARA220MF61G
	33	F80	40	1,100	HHXA500ARA330MF80G
	33	HA0	30	1,250	HHXA500□RA330MHA0G
	47	HA0	30	1,250	HHXA500□RA470MHA0G
	56	JA0	25	1,600	HHXA500□RA560MJA0G
	68	HA0	30	1,250	HHXA500□RA680MHA0G
	100	JA0	25	1,600	HHXA500□RA101MJA0G
63	6.8	F61	120	700	HHXA630ARA6R8MF61G
	10	F61	120	700	HHXA630ARA100MF61G
	10	F80	80	900	HHXA630ARA100MF80G
	22	F80	80	900	HHXA630ARA220MF80G
	22	HA0	40	1,100	HHXA630□RA220MHA0G
	33	HA0	40	1,100	HHXA630□RA330MHA0G
	33	JA0	30	1,400	HHXA630□RA330MJA0G
	56	JA0	30	1,400	HHXA630□RA560MJA0G
	22	HA0	45	1,100	HHXA800□RA220MHA0G
39	JA0	35	1,200	HHXA800□RA390MJA0G	

□ : Enter the appropriate terminal code.

**◆RATED RIPPLE CURRENT MULTIPLIERS**

## ● Frequency Multipliers

Capacitance(μF) \ Frequency(Hz)	120	1k	5k	10k	20k	30k	100k to 500k
to 10	0.03	0.30	0.50	0.60	0.70	0.75	1.00
15 to 33	0.07	0.30	0.50	0.60	0.70	0.75	1.00
39 to 150	0.10	0.40	0.60	0.70	0.80	0.80	1.00
220 to 470	0.13	0.45	0.65	0.75	0.85	0.85	1.00