


SRA Series

- 7mm height
- Endurance : 1,000 hours at 85°C
- Non solvent resistant type
- RoHS Compliant

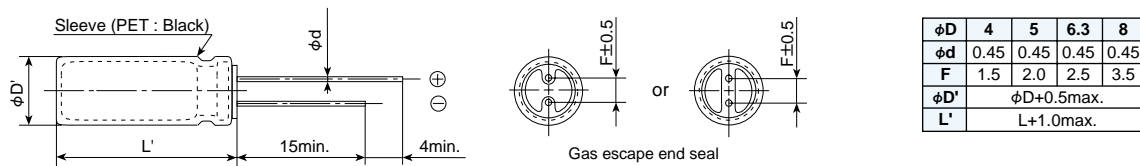


◆SPECIFICATIONS

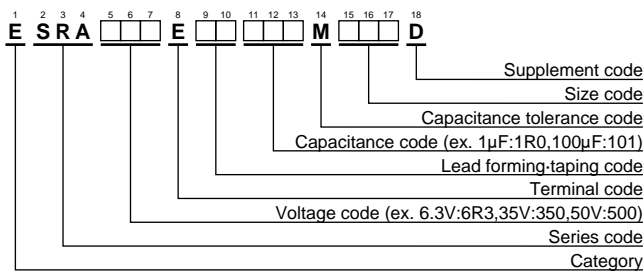
Items	Characteristics									
Category	-40 to +85°C									
Temperature Range	-40 to +85°C									
Rated Voltage Range	4 to 63V _{dc}									
Capacitance Tolerance	±20% (M) (at 20°C, 120Hz)									
Leakage Current	I=0.01CV or 3μA, whichever is greater. Where, I : Max. leakage current (μA), C : Nominal capacitance (μF), V : Rated voltage (V) (at 20°C after 2 minutes)									
Dissipation Factor (tanδ)	Rated voltage (V _{dc})	4V	6.3V	10V	16V	25V	35V	50V	63V	(at 20°C, 120Hz)
	tanδ (Max.)	0.35	0.24	0.20	0.16	0.14	0.12	0.10	0.08	
Low Temperature Characteristics (Max. Impedance Ratio)	Rated voltage (V _{dc})	4V	6.3V	10V	16V	25V	35V	50V	63V	(at 120Hz)
	Z(-25°C)/Z(+20°C)	4	4	3	2	2	2	2	2	
	Z(-40°C)/Z(+20°C)	10	10	8	6	4	3	3	3	
Endurance	The following specifications shall be satisfied when the capacitors are restored to 20°C after the rated voltage is applied for 1,000 hours at 85°C.									
	Capacitance change	≤±20% of the initial value								
	D.F. (tanδ)	≤200% of the initial specified value								
	Leakage current	≤The initial specified value								
Shelf Life	The following specifications shall be satisfied when the capacitors are restored to 20°C after exposing them for 500 hours at 85°C without voltage applied. Before the measurement, the capacitor shall be preconditioned by applying voltage according to Item 4.1 of JIS C 5101-4.									
	Capacitance change	≤±20% of the initial value								
	D.F. (tanδ)	≤200% of the initial specified value								
	Leakage current	≤The initial specified value								

◆DIMENSIONS [mm]

- Terminal Code : E



◆PART NUMBERING SYSTEM



Please refer to "Product code guide (radial lead type)"

◆STANDARD RATINGS

WV (V _{dc})	Cap (μF)	Case size φDXL(mm)	tanδ	Rated ripple current (mArms/85°C,120Hz)	Part No.	WV (V _{dc})	Cap (μF)	Case size φDXL(mm)	tanδ	Rated ripple current (mArms/85°C,120Hz)	Part No.
4	33	4X7	0.35	26	ESRA4R0E□□330MD07D	35	4.7	4X7	0.12	20	ESRA350E□□4R7MD07D
	47	4X7	0.35	34	ESRA4R0E□□470MD07D		10	5X7	0.12	30	ESRA350E□□100ME07D
	100	5X7	0.35	61	ESRA4R0E□□101ME07D		22	6.3X7	0.12	47	ESRA350E□□220MF07D
	220	6.3X7	0.35	95	ESRA4R0E□□221MF07D		33	6.3X7	0.12	64	ESRA350E□□330MF07D
	470	8X7	0.35	154	ESRA4R0E□□471MH07D		47	8X7	0.12	83	ESRA350E□□470MH07D
6.3	22	4X7	0.24	31	ESRA6R3E□□220MD07D	50	1.0	4X7	0.10	10	ESRA500E□□1R0MD07D
	47	5X7	0.24	47	ESRA6R3E□□470ME07D		2.2	4X7	0.10	15	ESRA500E□□2R2MD07D
	330	8X7	0.24	156	ESRA6R3E□□331MH07D		3.3	4X7	0.10	18	ESRA500E□□3R3MD07D
33	5X7	0.20	43	ESRA100E□□330ME07D	4.7		5X7	0.10	23	ESRA500E□□4R7ME07D	
100	6.3X7	0.20	80	ESRA100E□□101MF07D	10		6.3X7	0.10	34	ESRA500E□□100MF07D	
220	8X7	0.20	140	ESRA100E□□221MH07D	22		6.3X7	0.10	57	ESRA500E□□220MF07D	
16	10	4X7	0.16	25	ESRA160E□□100MD07D	33	8X7	0.10	76	ESRA500E□□330MH07D	
	22	5X7	0.16	39	ESRA160E□□220ME07D	63	1.0	4X7	0.08	11	ESRA630E□□1R0MD07D
	47	6.3X7	0.16	59	ESRA160E□□470MF07D		2.2	4X7	0.08	17	ESRA630E□□2R2MD07D
	100	6.3X7	0.16	97	ESRA160E□□101MF07D		3.3	5X7	0.08	21	ESRA630E□□3R3ME07D
33	6.3X7	0.14	53	ESRA250E□□330MF07D	4.7		6.3X7	0.08	26	ESRA630E□□4R7MF07D	
47	6.3X7	0.14	71	ESRA250E□□470MF07D	10		6.3X7	0.08	47	ESRA630E□□100MF07D	

□ : Enter the appropriate lead forming or taping code.